

ZPM

The static mixer for the cavitation of water

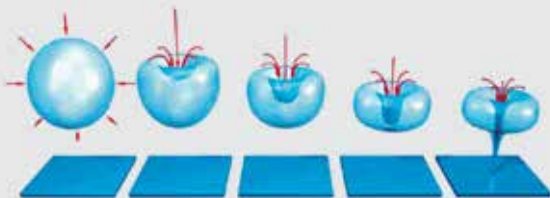


ZPM is manufactured in sizes from DN40 – DN300
Material: steel 1.4571

What is a ZPM?

ZPM by Dryden Aqua stands for «Zeta Potential Mixer». ZPM's are static mixers for the injection of products such as APF, ACO or NoPhos and for the cavitation of water. They are manufactured in stainless steel for freshwater and in titanium or plastic for marine applications.

The ZPM is flanged into the pipework, the water is made to cavitate and spin at high speed which helps to kill parasites. The ZPM also helps to drop the zeta potential of the water, this causes flocculation of solids and increases the redox oxidation potential at the same time; the water is becoming self sterilizing.




Nano-bubble implosion process

The water molecules are pulled apart by the cavitation reactions which creates nano-bubbles. These help disinfecting the water. The greater the pressure differential across a ZPM, the stronger the cavitation reactions. No energy is lost through this reaction as it is returned to the water in the form of heat.



Your benefits at a glance:

- ✓ **Best water quality** – the ZPM before the filter amplifies coagulation and flocculation reactions of APF and NoPhos to improve the filtration performance of AFM® and reduce chlorine consumption.
- ✓ **Safety barrier against pathogens** – the ZPM after the filter mechanically smashes cryptosporidium oocysts, bacteria floc and even single bacteria. The water is mechanically disinfected and the performance of chlorine is amplified.
- ✓ **Small investment – big performance – for a lifetime** – the ZPM has an unlimited life. It needs no power and has no operating and maintenance costs.



Treat yourself and your family to the best

How does a ZPM work?

Installed upstream of the filter: optimise coagulation and flocculation

The ZPM amplifies the coagulation and flocculation reactions for the conversion and precipitation of dissolved components into small particles. The cavitation reactions provide the perfect mixing and turbulent environment necessary for coagulation using APF and NoPhos. The ZPM neutralises the electrical charge (Zeta Potential) on dissolved chemicals and small particles to make some positively and some negatively charged. The opposite charges attract and this causes coagulation and flocculation. As the electrical potential drops to neutral, the redox oxidation potential of the water increases by up to 100 mV, effectively the water is beginning to disinfect itself without any chemicals.

Installation downstream of the filter: mechanical disinfection and barrier against bacteria

The nano-bubbles created by the cavitation are of most use here. They will be attracted to the surface of solids such as bacteria, viruses, spores and protozoa. Nano-bubbles adhere to the surface, where they then implode. The energy released blows a hole through the cell membrane of the pathogen. The bacteria or parasite will be killed, or the hole formed allows chlorine to enter.

Bacteria and other pathogens are incubated on the surface of sand in the sand filters, on the walls of the balance tank and any surface in contact with the water. The slippery surface on tiles is not body-fat but a thin invisible film of bacteria. Some pathogens (e.g. Cryptosporidium) as well as biofilm protected colonies of bacteria are extremely resistant to chlorine. The ZPM breaks these colonies apart and allows chlorine to disinfect the water before the water reaches the pool. Bacterial flocs can survive for a few minutes to several hours, bacteria from ZPM shattered flocs can only survive for about 30 seconds.

How to use a ZPM?

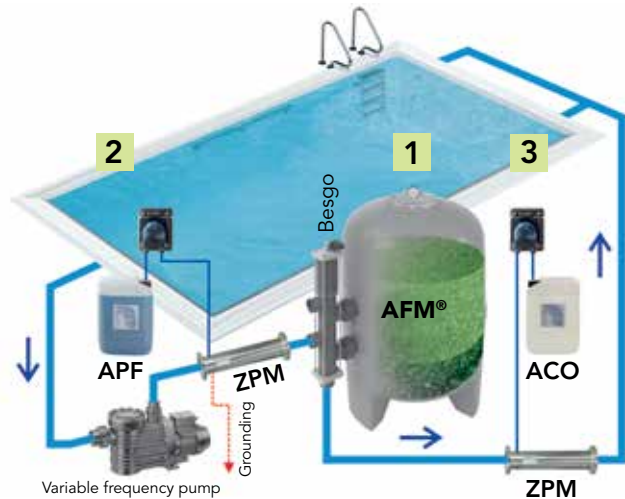
The greater the pressure differential across the ZPM, the more powerful the cavitation reactions. The ZPM before the filter should be electrically earthed to allow the electrons rubbed-off to go to ground. The ZPM before the filter should be chosen to have a pressure drop not exceeding 0.3 bar for filters running at 12 gpm/ft². It should still be possible to back-wash the filters at 16 - 20 gpm/ft² by pumping the water through the ZPM. If the flow rate is compromised, a by-pass around the ZPM may be required to achieve the required back-wash water flow.

The ZPM after the filter should be sized to give a pressure drop between 0.3 and 0.5 bar, a higher pressure drop increases cavitation reactions and improves disinfection. A pressure drop of 0.5 bar will disinfect the water and help chlorine to kill bacteria and parasites before the water is returned back to the pool.

Rule of thumb for private pools:

filter piping 2" = > ZPM upstream of the filter should be 2" with 2 fins and downstream of the filter 2" with 3 fins.

DAISY filter circulation for private pools



- 1 Filtration with **AFM**[®]
- 2 Coagulation and flocculation with **APF** and **ZPM**
- 3 Catalytic oxidation with **ACO** and **ZPM**



Who is Dryden Aqua?

We are a marine biological company specializing in water quality and innovative, sustainable treatment technologies. Our unique knowledge combination and detailed understanding of the biological as well as physio-chemical reactions has enabled us to develop a highly innovative range of products for aquaria and swimming pools. Therefore we became leader in water treatment for public and private swimming pools.

Our mission is: crystal clear and healthy water without any smell of chlorine. Today more than 100'000 pools worldwide using our system.